


CHECKLIST upon receiving goods

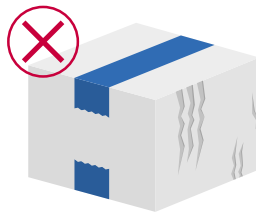
As the recipient of goods, you are responsible to check the condition of the outer packaging and that the shipment is complete before you approve and take over responsibility for the goods.

Check received goods on following conditions:



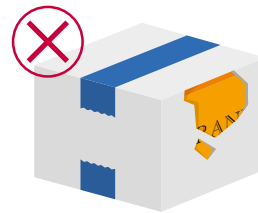
1 Wet packaging

Does it look like the outer packaging is or has been damp/wet?




2 Scratch marks

Does the outer packaging have visible scratches or tear marks?




3 Holes

Are there any holes or openings in the outer packaging?




4 Chipped

Does the outer packaging indicate pressed or damaged edges?



5 The number of packages

The driver must be able to show the number of packages that the shipment should consist of.



Packaging ok?

If the packaging is flawless, you can sign for your shipment.

This means that you accept and approve the condition of the goods and that the shipment is complete.



Damaged or missing package?!

- Make sure that you note "damaged" or "missing package" (which applies) when signing the consignment note/Proof of Delivery.
- Damages should be documented with e.g. photo or film.
- This should be done before and during unpacking to prove that the damage occurred during transport.

If deficiencies in the content are discovered after signing for delivery, it must be reported immediately to the person from whom the product was purchased. Damage to the content must be reported within 7 days to endure filing a claim.